

## Deaf and Hard of Hearing Module

In the Deaf and Hard of Hearing module in the Instructor Portal in STARS, instructors can view requests for Deaf and Hard of Hearing accommodations and services like an interpreter or transcriber, and captioning. Instructors are also able to submit requests for video captioning, view the status of their video captioning requests, and view the name of the individual or agency providing ASL interpreting services for the class (if applicable).

**1000 100.001 - Test Class For Oa**

Status: **No Staff Assigned**

**Have Requested Accommodation:**

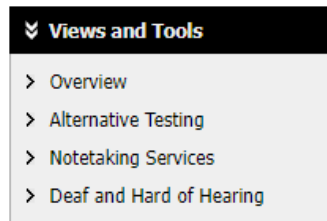
- Zippy Roo

[Submit Video Captioning Requests or List All Requests](#)

[List All Videos Processed for Captioning](#)

### To submit a request for video captioning:

1. Log in to the STARS Instructor Portal using your UANet ID and password and complete the FERPA agreement: <https://york.accessiblelearning.com/Akron/Instructor/>.
2. Navigate to the Deaf and Hard of Hearing module using the Views and Tools menu on the left side of the page.



3. Click on Submit Video Captioning Request, located towards the top right corner of the page.
4. Select the class for which class you are submitting the request and click Continue to View Request for this Class.

**DEAF AND HARD OF HEARING** Current Requests [Submit Video Captioning Request](#)

---

[Previous Term](#)
**Term: Spring 2022**
[Next Term](#)

**Step 1: Select Class**

Select Class #: 1000 100.001 - Test Class for OA [CRN: 10000]

Continue to View Request for This Class

Back to List

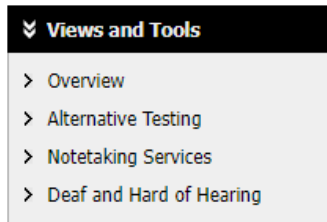
5. Complete the request form for the video that needs captioned and click Add Video List at the bottom of the page.

6. A green check mark will confirm successful submission of the request.

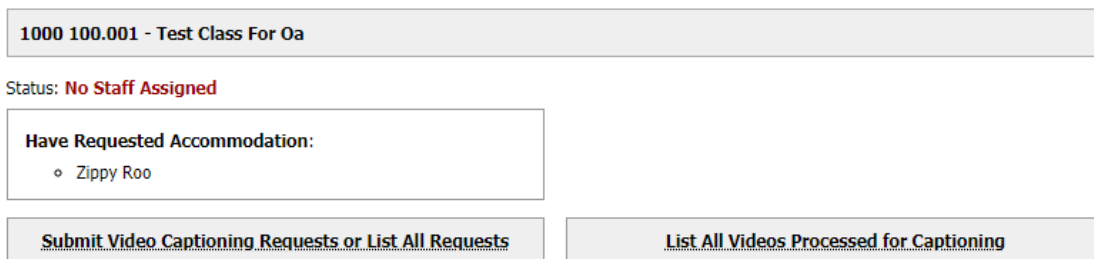


**To check the status of a captioning request:**

1. Log in to the STARS Instructor Portal using your UANet ID and password and complete the FERPA agreement: <https://york.accessiblelearning.com/Akron/Instructor/>.
2. Navigate to the Deaf and Hard of Hearing module using the Views and Tools menu on the left side of the page.



3. Click on List All Videos Processed for Captioning.



4. You can view a list of all your captioning requests submitted through STARS, and their processing status.

